

MULTIPLES LIGHT UP THE TREE!!!

Skill Students will identify multiples of a given number

Essential Question - How can you identify multiples of a given number?

I Can Statement - I can identify multiples of a given number

Object Players attempt to "light up" (or color in) the most lights on the tree

Number of Players 2 - 3 Players

Material Needed

- * Game board on page 3 (colorful option) or page 4 (black and white ink friendly option)
- * Paper clip
- * Brass fastener
- * A different colored writing utensil for each player

Preparing the Game

1. Make 1 copy of the game board you chose for each partnership
2. Make the spinner on the bottom of the page. Create a spinner for the board by putting a brass fastener through the small opening of a small paper clip and the center of the spinner on the game board (the tree trunk).

Playing the Game

1. Have all players spin. The person who spins the highest number goes first.
 - * Note each player needs a different colored writing utensil to color in the lights on the tree.
2. Player 1 spins. Player 1 may "light up" or color in any light that is a multiple of the number that the spinner lands on. Only one light can be colored in per turn. If there are no lights that are multiples of the number on the spinner, the player does not get to spin again.
3. Player 2 repeats the procedure from step 2.
4. Play continues until all the lights are colored.
5. The winner is the person who colored in the most lights.

Tips for Using the Game





- * Laminate this game and it can be played over and over. It is a great one to pull out when there are just a few minutes left in class since there is little prep and few pieces.
- * This game makes a great center.
- * This game is perfect for enrichment or remediation.

MULTIPLES

LIGHT UP

THE

TREE



© Alexis Sergi